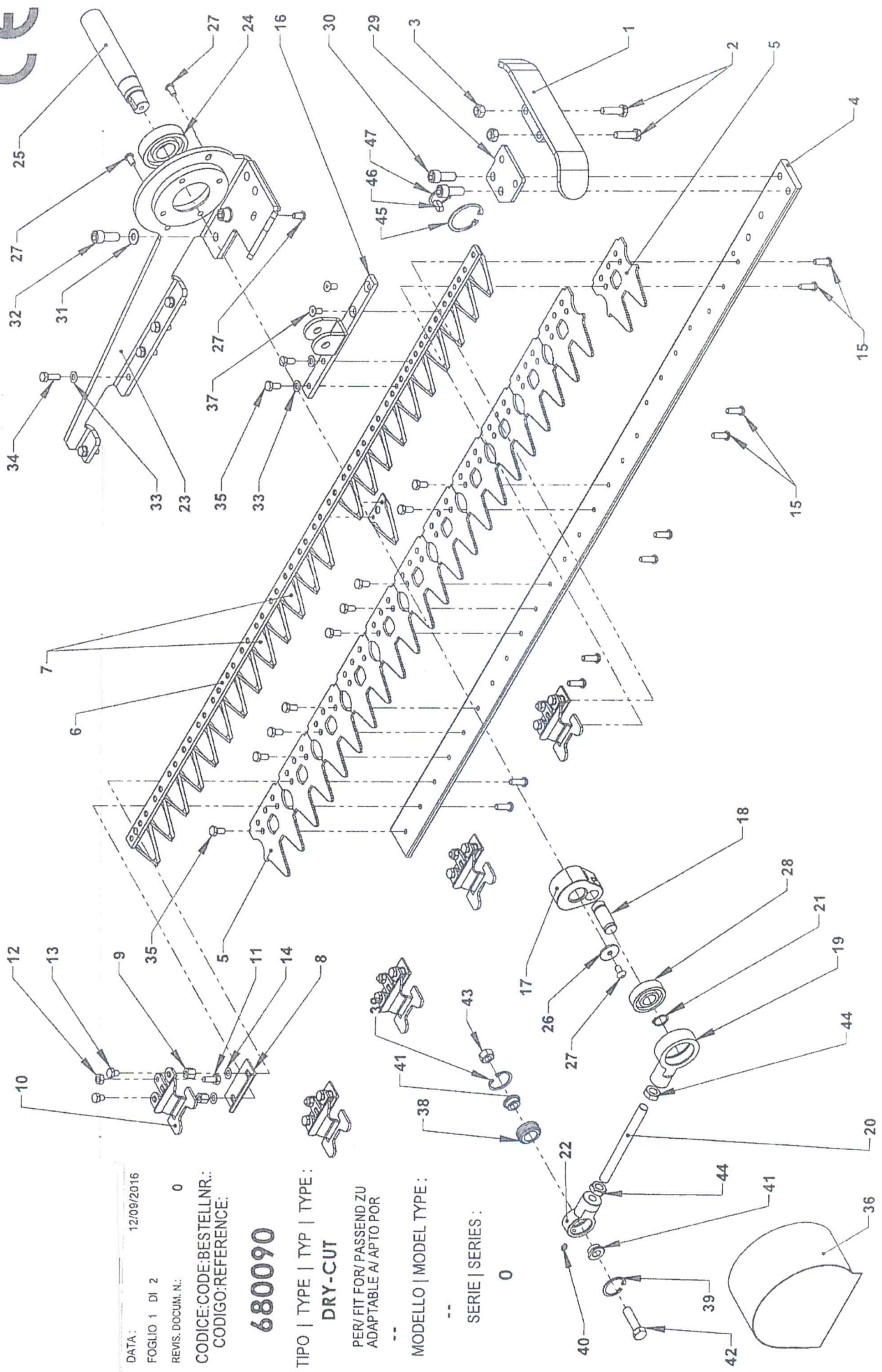



BARRA FALCIANTE/ CUTTER BAR/ MÄHBALKEN/ BARRE DE COUPE/ BARRA SEGADORA



DATA: 12/09/2016
 FOGLIO 1 DI 2
 REVIS. DOCUM. N.: 0
 CODICE CODE: BESTELLNR.:
 CODIGO: REFERENCE:

680090

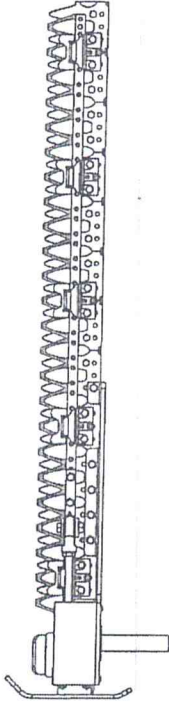
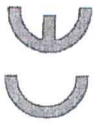
TIPO | TYPE | TYP | TYPE:
DRY-CUT

PER/FIT FOR/PASSEND ZU
 ADAPTABLE A/ APTO POR

MODELLO | MODEL TYPE:
 --

SERIE | SERIES:
 0

BARRA FALCIANTE/ CUTTER BAR/ MÄHBALKEN/ BARRE DE COUPE/ BARRA SEGADORA



DATA: 12/09/2016

FOGLIO 2 DI 2

REVIS. DOCUM. N.: 0

CODICE CODE: BESTELLNR.:
CODIGO: REFERENCE:

680090

TIPO | TYPE | TYP | TYPE | TYPE:

DRY-CUT

PER/FIT FOR/ PASSEND ZU
ADAPTABLE A/ APTO POR

--

MODELLO | MODEL TYPE:

--

SERIE | SERIES:

0



POS.	DISEGNO N.:	DESCRIZIONE:	DESCRIPTION:	BENENNING:	DESIGNATION:	DENOMINACION:	Q. TA Q. TY
1	681163	PATTINO PRUNEX	SOLE PRUNEX	SC-HLEIFSOHLE PRUNEX	PATIN PRUNEX	PATIN PRUNEX	1
2	7001035	VITE T.E. M10 x35 8.8 EN 24017	HEX. SCREW M10 x35 8.8 EN 24017	6-K SCHRAUBE M10 x35 8.8 EN 24017	VIS HEX. M10 x35 8.8 EN 24017	TORNILLO M10 x35 8.8 EN 24017	2
3	7310001	DADO ESAGONALE "METALBLOCK" M10, DIN 980	SELF LOCKING NUT M10, DIN 980	SICHERUNGSMUTTER, M10, DIN 980	DE HEXAGONAL DE VERROUILLAGE, M10, DIN 980	DADO HEXAGONAL AUTOBLOQUEANTE, M10, DIN 980	2
4	681300	LASTRONE DRY-CUT ØM 122	BAR BACK	BALKENSCHNITT	DOSS DE BARRE	LASTRON	1
5	623115	PIASTRA DENTE GARDEN 3	FINGER PLATE	FINGERPLATTE	PLAQUE DOIGT	PLACA DEDO	12
7	310067	SEZIONE EASY/G3/K Ø 6.2	SECTION Ø6.2	MESSERKLINGE Ø6.2	SECTION Ø6.2	SECCION Ø6.2	1
8	621139	GUIDALAMA EASY	GUIDE EASY	MESSERFÜHRUNG EASY	GUIDE DE LAME EASY	GUIA DE CUCHILLA EASY	24
9	621135	CONTRODDADO DISTANZIALE G3	SPECIAL NUT M8	SPEZIAL MUTTER M8	ECROU SPECIAL	TUERCA ESPECIAL M8	1
10	621230	PREMILAMA EASY II "sr	KNIFE CUP	MESSEHALTER	GUIDE DE LAME	GUIA DE CUCHILLA	2
11	7000820	VITE T.E. M8x20, UNI EN 24017	EXAGONAL CAP SCREW M8x20, UNI EN 24017	6-K-SCHRAUBE, UNI EN 24017	VIS HEXAG., M8x20 UNI EN 24017	TORNILLO HEXAG., M8x20, UNI EN 24017	1
12	7020008	DADO ESAG. MEDIO M8 EN 24033	HEX SCREW M8 x 10 ISO24017 ZINC.	MUTTER M8 EN 24033	ECRU M8 EN 24033	TUERCA M8 EN 24033	1
13	7000810	VITE T.E. M8 x 10 ISO24017 ZINC.	UNDULATED WASHER, DIN 137	6-K SCHRAUBE M8 x 10 ISO24017	VIS HEX. M8 x 10 ISO24017 ZINC.	TORNILLO M8 x 10 ISO24017 ZINC.	2
14	7270008	RONDELLA ONDULATA PER VITI M8, DIN 137	UNDULATED WASHER, DIN 137	WELLIGE SCHEIBE, DIN 137	RONDELLE ONDULEE, DIN 137	RONDAÑA ONDULADA, DIN 137	2
15	7190825	VITE TES. BOMBES. INCASS M8x25 ISO 7340	SCREW M 8x25 ISO 7340 ZINC.	SCHRAUBE M 8x25 ISO 7340 ZINC.	VIS M 8x25 ISO 7340 ZINC.	TORNILLO M 8x25 ISO 7340 ZINC.	2
16	681224	TESTA/LAMA DRY-CUT	KNIFE HEAD PRUNEX	MESSERKOPF PRUNEX	TETE DE LAME PRUNEX	CABEZA DE CUCHILLA PRUNEX	1
17	681222	VOLANTINO DRY-CUT C.51	SUPPORT	STUTZEN	SOPORTE	SOPORTE	1
18	681223	PERNO AZIONAMENTO DRY-CUT	PIN	ANTRIEBSBOLZEN	PIN	PIERNO	1
19	681220	BIELLA G TIPO MEDIO	TIE ROD HEAD G	KURBELKOPF G	TETE DE BIELLE G	CABEZA DE BIELA G	1
20	681226	TIRANTE BIELLA DRY-CUT	SHAFT	ACHSE	ARBRE	EJE	1
21	594020	ANELLO SEEGER PER ALBERI D = 20 mm., DIN 471	SHOULDER RING FOR SHAFT D = 20, DIN 471	SNAP FÜR WELLE D = 20, DIN 471	JONC POUR ARBRE D = 20, DIN 471	SEEGER PARA EJE D = 20, DIN 471	1
22	681221	SEMI- BIELLA PICCOLA DRY-CUT	TIE ROD END (SMALL)	GELLENKHALTER PRUNEX	DEMI-BIELLE PETITTE PRUNEX	MEDIA BIELLA PEQUEÑA PRUNEX	1
23	681225	SUPPORTO BARRA DRY-CUT					1
24	591033	CUSCINETTO 6306 (30x72x19) ZRS	BALL BEARING 6306 (30x72x19) ZRS	KUGELLAGER 6306 (30x72x19) ZRS	ROULEMENT 6306 (30x72x19) ZRS	BOLAS 6306 (30x72x19) ZRS	1
25	681227	ALBERO PRINCIPALE DRY-CUT	WASHER	WELLE	ARBRE	EJE	1
26	7090830	RONDELLA PIANA 6306x3 ZINC.	WASHER	SCHIEBE	ARANDELA	ANEJU	1
28	591003	CUSCINETTO 6304x2RS (20x52x15)	SCREW M8 x 16 ISO 7389 ZINC.	SCHRAUBE M8 x 16 ISO 7389 ZINC.	VIS M8 x 16 ISO 7389 ZINC.	TORNILLO M8 x 16 ISO 7389 ZINC.	4
29	681228	PIASTRA SUPPORTO PATTINO DRY-CUT	BALL BEARING 6304-2RS (20x52x15)	KUGELLAGER 6304-2RS (20x52x15)	ROULEMENT 6304-2RS (20x52x15)	BOLAS 6304-2RS (20x52x15)	1
30	7151290	VITE T.C.E.I. M12x90 d. 12.9 GREZZA DIN 912	SOLE SUPPORT	STUTZEN ZU GLEITSOHLE	SUPPORT DE PATIN	SOPORTE PATIN	1
31	7090012	PIASTRA SUPPORTO PATTINO DRY-CUT	CYL. SCREW M12x90 12.9 DIN 912	INDUSSCHRAUBE M12x90 12.9 DIN 912	VIS TETE CIL. M12x90 12.9 DIN 912	TORNILLO CIL. M12x90 12.9 DIN 912	2
32	7151290	RONDELLA ONDULATA PER VITI M12, DIN 137	UNDULATED WASHER, DIN 137	WELLIGE SCHEIBE, DIN 137	RONDELLE ONDULEE, DIN 137	RONDAÑA ONDULADA, DIN 137	2
33	7092901	VITE T.C.E.I. M12x90 d. 12.9 GREZZA DIN 912	CYL. SCREW M12x90 12.9 DIN 912	INDUSSCHRAUBE M12x90 12.9 DIN 912	VIS TETE CIL. M12x90 12.9 DIN 912	TORNILLO CIL. M12x90 12.9 DIN 912	2
34	7000825	ROSETTA CON. ZIGRAI CONTACT Ø 8 UNI 7064	WASHER CONTACT Ø8	SCHIEBE CONTACT Ø8	RONDELLE CONTACT Ø8	ARANDELA CONTACT Ø8	7
35	7000816	VITE T.E. M8x25, UNI EN 24017	EXAGONAL CAP SCREW M8x25, UNI EN 24017	6-K-SCHRAUBE, UNI EN 24017	VIS HEX., M8x25, UNI EN 24017	TORNILLO HEX. M8x25, UNI EN 24017	5
36	681229	COPANETTO DRY-CUT	HEX-SCREW M8x16 8.8 EN 27017	6-K-SCHRAUBE M8x16 8.8 EN 27017	VIS HEX. M8x16 8.8 EN 27017	TORNILLO HEX. M8x16 8.8 EN 27017	11
37	7070816	VITE T.P.S. M8x16 DIN 7991	COVER	HAUBE	COFFRE	CAPOTE	1
38	591017	SNODO GE 20x35	SCREW M8x16 DIN 7991	SCHRAUBE M8x16 DIN 7991	VIS M8x16 DIN 7991	TORNILLO M8x16 DIN 7991	2
39	594035	ANELLO SEEGER, INT. Ø35	JOINT GE 20x35	GELENK GE 20x35	GE 20x35	SEEGER INT. Ø35	1
40	500001	INGRASSATORE DIRITTO M6	SEEGER INT. Ø35	SEEGERING INN. Ø35	SEEGER INT. Ø35	SEEGER INT. Ø35	2
41	681077	SEMI-PERNO SUPER DRY	GREASE NIPPLE M6	FETT NIPPEL M6	GRAISEUR M6	GRASSERA M6	1
42	7001245	VITE T. E. M12x45, UNI EN 24017	BUSHING	BUCHSE	BAGUE	CASQUILLO	2
43	7310004	DADO CONE-LOCK M12	EX. CAP SCREW M12x45, UNI EN 24017	6-K-SCHRAUBE, UNI EN 24017	VIS HEX., M12x45 UNI EN 24017	VIROJETA CONE-LOCK M12, UNI EN 24017	1
44	7010014	DADO BASSO M14 ZINC. EN 24033	NUT CONE-LOCK M12	MUTTER CONE-LOCK M12	ECRU CONE-LOCK M12	TUERCA CONE-LOCK M12	1
45	594052	ANELLO SEEGER INT. Ø 52	NUT M14 ZINC. EN 24035	MUTTER M14 ZINC. EN 24035	DEE M14 ZINC. EN 24035	TUERCA M14 ZINC. EN 24035	2
46	592501	LINGUETTA B7x20 UNI 8664	SEEGER RING INT. Ø52	SEEGERRING INN. Ø52	SEEGER INT. Ø52	SEEGER INT. Ø52	1
47	594030	ANELLO SEEGER DIN 471 Ø30	KEY	KEIL	CLAVETTE	CHAVETA	1
			SEEGERING DIN 471 Ø30	SEEGERING INN. Ø30	ANEJU SEEGER DIN 471 Ø30	ANILLO SEEGER DIN 471 Ø30	1